



Signature

RIPPLE | RIPPLE ACCENT
STILL | STILL ACCENT



Ripple and Still are designed to give aesthetic flexibility with pattern and color placement whether installed alone or together. Ripple is inspired by the small waves on a lake's surface from a soft wind and Still with subtle texture, mirroring quiet waters in the moon light.

Ripple and Still feature six base colorways, each offered as a neutral or with a color accent, creating visual fluidity throughout a space.

- Infinity Technology
- 100% solution dyed nylon
- 18 oz. tufted pile weight
- Available in 24" x 24" carpet tile



STILL

STILL ACCENT

RIPPLE

RIPPLE ACCENT

COVER: STILL | 1314 WHISPER | STILL ACCENT | 1324 TIDE | HUE SOLID COLOR TILE | 1405 OCHRE | HORIZONTAL ASHLAR INSTALL



STILL | 8611 TRANQUIL | STILL ACCENT | 8621 CREST | HUE SOLID COLOR TILE | 6806 VIRIDIAN | HORIZONTAL ASHLAR INSTALL



RIPPLE | 1615 HUSH | RIPPLE ACCENT | 1625 BILLOW | HUE SOLID COLOR TILE | 2814 COPPER PENNY
VIVID EXPRESSIONS LVT | 008L VALERIO | QUARTER TURN INSTALL

SIGNATUREFLOORING.COM



STILL ACCENT | 1324 TIDE | RIPPLE ACCENT | 8621 CREST | MONOLITHIC INSTALL



RIPPLE | 8913 PAUSE | RIPPLE ACCENT | 8923 CURRENT | HORIZONTAL ASHLAR INSTALL

SIGNATUREFLOORING.COM



STILL | 1615 HUSH | STILL ACCENT | 1625 BILLOW | HORIZONTAL ASHLAR INSTALL



STILL | 8611 TRANQUIL | RIPPLE ACCENT | 8621 CREST | HORIZONTAL ASHLAR INSTALL

SIGNATUREFLOORING.COM



RIPPLE | 8611 TRANQUIL | HORIZONTAL ASHLAR INSTALL



RIPPLE | 1916 SERENITY | RIPPLE ACCENT | 1926 RIVER | HORIZONTAL ASHLAR INSTALL

SIGNATUREFLOORING.COM




RIPPLE | 4812 CALM | RIPPLE ACCENT | 4822 WAVE | QUARTER TURN INSTALL

[SIGNATUREFLOORING.COM](https://signatureflooring.com)

HIGH PERFORMANCE MODULAR BACKING

Signature's vinyl composite carpet tile is engineered for strong performance with excellent tuft bind and dimensional stability. This product resists delamination, edge ravel, pilling and fuzzing, and withstands aggressive wet cleanings.

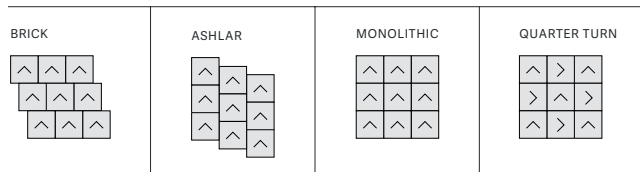


RECOMMENDED INSTALLATION OPTIONS

Still | Still Accent and Ripple | Ripple Accent are designed with randomness constructed into the pattern to enable tile-ability on the floor. Allowing for no pattern match. Each style with multiple tiles create a unique installation.

Still | Still Accent or Ripple | Ripple Accent

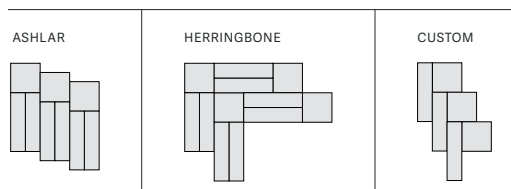
24" x 24"



Still | Still Accent or Ripple | Ripple Accent - custom installation options

Planks are represented in the illustrations below as Hue solid color carpet tile.

24" x 24"



Hue is a solid color tile used for accents, insets and borders available in 24" x 24" or 12" x 48." Installation is quarter-turned (24" x 24") and ashlar or herringbone (12" x 48"). Both can be two tiles wide maximum.

HUE SOLID COLOR CARPET TILE

Solid, multi-level loop texture featuring neutrals to pops of colors in 24" x 24" carpet tiles and 12" x 48" carpet tile planks. Install as accents, insets or borders. Installation is quarter-turned (24" x 24") and ashlar or herringbone (12" x 48"). Both can be two tiles wide maximum.



HUE SOLID COLOR TILE | 6806 VIRIDIAN



- Infinity Technology
- Multi-level loop
- 100% solution dyed nylon
- 20 oz. tufted pile weight
- High performance vinyl composite backing
- Available in 24" x 24" and 12" x 48" carpet tiles
- Install as accents, insets or borders only
- Can be used with any Signature carpet tile products

COLORWAYS

Still (S4009), Still Accent (S4010), Ripple (S4011) and Ripple Accent (S4012)
Available in 24" x 24" carpet tiles



STILL 1314 WHISPER



STILL 1615 HUSH



STILL 1916 SERENITY



STILL 4812 CALM



STILL 8611 TRANQUIL



STILL 8913 PAUSE



STILL ACCENT 1324 TIDE



STILL ACCENT 1625 BILLOW



STILL ACCENT 1926 RIVER



STILL ACCENT 4822 WAVE



STILL ACCENT 8621 CREST



STILL ACCENT 8923 CURRENT



RIPPLE 1314 WHISPER



RIPPLE 1615 HUSH



RIPPLE 1916 SERENITY



RIPPLE 4812 CALM



RIPPLE 8611 TRANQUIL



RIPPLE 8913 PAUSE



RIPPLE ACCENT 1324 TIDE



RIPPLE ACCENT 1625 BILLOW



RIPPLE ACCENT 1926 RIVER



RIPPLE ACCENT 4822 WAVE



RIPPLE ACCENT 8621 CREST



RIPPLE ACCENT 8923 CURRENT

STILL S4009 STILL ACCENT S4010
RIPPLE S4011 RIPPLE ACCENT S4012

SPECIFICATIONS

Construction	Infinity
Pile Fiber	100% Solution Dyed Nylon
Surface Appearance	Multi-Level Patterned Loop
Gauge	1/10 (39.37 rows per 10 cm)
Stitches Per Inch	11 (27.94 per 10 cm)
Pile HeightAverage 0.144" (Still, Still Accent, Ripple, Ripple Accent)
Total Thickness	Approx. 0.25 (8/32)
Tufted Pile Weight	18 oz. per sq. yd.
Dye Method	Solution Dyed
Primary Backing	100% Synthetic
Secondary Backing	High Performance Vinyl Composite (Non-Ortho Phthalate)
Density	4,322 (Still, Still Accent, Ripple, Ripple Accent)
Protection	Soil & Stain Release Technology
Size	24" x 24" (.6096 m x .6096 m)
Packaging	18 tiles per carton, 8 sq. yd. per carton
Installation Method	Monolithic, Vertical Ashlar, Horizontal Ashlar, Quarter-Turn
Adhesive	Signature 3000 Premium Pressure Sensitive

TESTING

Radiant Panel (ASTM E 648)	Class 1 (Direct Glue)
Smoke Chamber (ASTM E 662)	Less than 450 (Flaming Mode)
Methenamine Pill Test (ASTM D 2859)	Passes
Dimensional Stability (AACHEN Test)	Passes
Electrostatic Propensity (AATCC 134)	Less than 3.0 KV

WARRANTIES

Limited Lifetime Carpet Tile Warranty including: Wear, Delamination, Tuft Bind, Edge Ravel and Static Protection

SUSTAINABILITY

Indoor Air Quality

CRI Green Label Plus Certified 100143

Specifications are based on averages from manufacturing processes and may vary within normal industry tolerances. Material supply and / or manufacturing processes may necessitate specification changes without notice. Such variations do not affect product performance. This carpet is manufactured and recommended for floor covering use only. As in all quality carpet, colors are subject to dye lot variations. These patterns contain inherent characteristics, which may result in pattern run off, and/or pattern appearance variations at the seams or tile edges (darker or lighter pattern lines). These characteristics are inherent in the patterns and are not manufacturing defects. Not all patterns and colors may be aesthetically acceptable with certain installation methods. Signature cannot be responsible for seam aesthetics if the installation method deviates from the recommended layout for that style. Chair pads are recommended under office chairs with rollers to preserve appearance retention, avoid premature or accelerated wear, and act as a deterrent toward delamination. Special backing systems are available that do not require chair pads. Walk off mats are recommended at building entry ways to reduce soiling. For Warranties to apply, all adhesives and seam sealers must be approved by Signature.



GLUE DOWN