



Signature


ELEMENTS DISSOLVED  
ELEMENTS EXPOSED





Drawing inspiration from the industrial aesthetic of oxidized metal, Elements Dissolved and Elements Exposed turn weathered metallic patinas into a unique pattern of abstract sophistication.

Both styles of carpet tile feature versatile, tonal colorways, with Elements Exposed including an accent color to further expand your design palette. Whether used together or individually, Elements Dissolved and Elements Exposed elevate spaces with an urban aesthetic that is at once timeless and contemporary.



COVER: ELEMENTS DISSOLVED | 7714 STEEL | 24" X 24" & 12" X 48" | CUSTOM INSTALL

 Signature





ELEMENTS EXPOSED | 7401 THERMAL | 12" X 48" | ASHLAR

[SIGNATUREFLOORING.COM](https://signatureflooring.com)





ELEMENTS DISSOLVED | 7411 NICKEL | 12" X 48" | HERRINGBONE









ELEMENTS DISSOLVED | 7714 STEEL | 24" X 24" | BRICK

[SIGNATUREFLOORING.COM](https://signatureflooring.com)





S

ELEMENTS EXPOSED | 7704 DIFFUSION | 24" X 24" | ASHLAR

SIGNATUREFLOORING.COM


## CREATIVE FLOOR LAYOUTS

*The following floor layouts are depicted in the installations featured in this brochure. Both Elements Dissolved and Elements Exposed can be used alone or in combination to create any of the layouts shown.*



**ELEMENTS DISSOLVED** | 7411 NICKEL | **ELEMENTS EXPOSED** | 7401 THERMAL | 24" X 24" & 12" X 48"  
CUSTOM INSTALL SHOWN ON COVER








# CREATIVE FLOOR LAYOUTS


*The following floor layouts are depicted in the installations featured in this brochure. Both Elements Dissolved and Elements Exposed can be used alone or in combination to create any of the layouts shown.*



ELEMENTS DISSOLVED | 7411 NICKEL | 12" X 48" | HERRINGBONE




ELEMENTS DISSOLVED | 7411 NICKEL | ELEMENTS EXPOSED | 7401 THERMAL | 24" X 24" & 12" X 48" | CUSTOM INSTALL








**ELEMENTS DISSOLVED | 7411 NICKEL | 24" X 24" | BRICK**



**ELEMENTS DISSOLVED | 7411 NICKEL | 12" X 48" | ASHLAR**








## We Make Custom Easy

Signature is known for its dedication to helping customers achieve their unique vision for senior living and hospitality environments. We understand that you are incredibly busy and constantly have tight project timelines. So we offer a customization process that is fast, easy and doesn't require you to compromise your design vision to meet your deadlines.

ELEMENTS EXPOSED



ACCENT STRIPE



ELEMENTS DISSOLVED

## Make It Your Color

If you like the style but want to customize the color, we can make that happen.

To change the accent stripe color in Elements Exposed, you need to place a minimum order of 250 sq. yds.

To completely recolor either Elements Dissolved or Elements Exposed, you will need to place a minimum order of 2,000 sq. yds.

**To get started on your color customization, simply contact your sales representative or call us at 800-809-7086.**




# COLORWAYS



*Both styles are available in 24" x 24" tiles and 12" x 48" planks*



**ELEMENTS DISSOLVED 1412 METAL**



**ELEMENTS DISSOLVED 1913 BRONZE**



**ELEMENTS DISSOLVED 4617 IRON**



**ELEMENTS DISSOLVED 4919 TITANIUM**




**ELEMENTS DISSOLVED 7411 NICKEL**



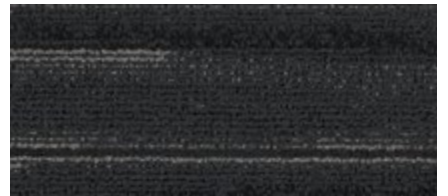
**ELEMENTS DISSOLVED 7714 STEEL**



**ELEMENTS DISSOLVED 8716 ALUMINUM**



**ELEMENTS DISSOLVED 8818 ZINC**



**ELEMENTS DISSOLVED 9915 LEAD**




**ELEMENTS EXPOSED 1402 TEMPERED**



**ELEMENTS EXPOSED 1903 PATINA**



**ELEMENTS EXPOSED 4607 SEAFLOOR**




**ELEMENTS EXPOSED 4909 CADMIUM**




**ELEMENTS EXPOSED 7401 THERMAL**



**ELEMENTS EXPOSED 7704 DIFFUSION**



**ELEMENTS EXPOSED 8706 OXIDE**




**ELEMENTS EXPOSED 8808 ALLOY**



**ELEMENTS EXPOSED 9905 WEATHERED**

# HIGH PERFORMANCE MODULAR BACKING

Signature’s vinyl composite carpet tile backing is engineered for strong performance with excellent tuft bind and dimensional stability. This product resists delamination, edge ravel, pilling and fuzzing, and withstands aggressive wet cleanings.



## INSTALLATION OPTIONS

### 24" X 24"

MONOLITHIC	QUARTER TURN	BRICK	ASHLAR

### 12" X 48"

MONOLITHIC	ASHLAR	HERRINGBONE	BASKETWEAVE

### 24" X 24" + 12" X 48"

ASHLAR	HERRINGBONE	CUSTOM



# ELEMENTS DISSOLVED S4001 | ELEMENTS EXPOSED S4000

## SPECIFICATIONS

Construction	Tufted Carpet Tile
Pile Fiber	100% Solution Dyed Nylon
Surface Appearance	Level Patterned Cut & Loop
Gauge	1/10 (39.37 rows per 10 cm)
Stitches Per Inch	11.27 (2.86 per 10 cm)
Pile Height	0.113"
Total Thickness	0.293"
Tufted Pile Weight	22 oz. per sq. yd. (745 g/m <sup>2</sup> )
Dye Method	Solution Dyed
Primary Backing	100% Synthetic
Secondary Backing	High Performance Vinyl Composite (Non-Ortho Phthalate)
Density	6,372
Protection	Stain & Soil Release Technology
Size	24" x 24" (.6096 m x .6096 m) 12" x 48" (.3048 m x 1.2192 m)
Installation Method	24" x 24" Monolithic, Quarter-Turn, Ashlar, Brick 12" x 48" Monolithic, Ashlar, Herringbone, Basketweave
Adhesive	Signature 3000 Premium Pressure Sensitive Adhesive

## TESTING

Radiant Panel (ASTM E-648)	Class 1 (Direct Glue)
Smoke Chamber (ASTM E-662)	Less than 450 (Flaming Mode)
Methenamine Pill Test (ASTM D-2859)	Passes
Dimensional Stability (AACHEN Test)	Passes
Electrostatic Propensity (AATCC 134)	Less than 3.0 KV

## WARRANTIES

Limited Lifetime Carpet Tile Warranty, including Wear, Delamination, Tuft Bind, Edge Ravel and Static Protection

## SUSTAINABILITY

Indoor Air Quality	CRI Green Label Plus Certified
--------------------	--------------------------------

Specifications are based on averages from manufacturing processes and may vary within normal industry tolerances. Material supply and / or manufacturing processes may necessitate specification changes without notice. Such variations do not affect product performance. This carpet is manufactured and recommended for floor covering use only. As in all quality carpet, colors are subject to dye lot variations. These patterns contain inherent characteristics, which may result in pattern run off, and/or pattern appearance variations at the seams or tile edges (darker or lighter pattern lines). These characteristics are inherent in the patterns and are not manufacturing defects. Not all patterns and colors may be aesthetically acceptable with certain installation methods. Signature cannot be responsible for seam aesthetics if the installation method deviates from the recommended layout for that style. Chair pads are recommended under office chairs with rollers to preserve appearance retention, avoid premature or accelerated wear, and act as a deterrent toward delamination. Special backing systems are available that do not require chair pads. Walk off mats are recommended at building entry ways to reduce soiling. For Warranties to apply, all adhesives and seam sealers must be approved by Signature.

For samples, specifications, or technical information please contact your sales representative or call Signature at 800-809-7086

11/2018



2222 S HAMILTON STREET, DALTON, GA 30721 • SIGNATUREFLOORING.COM